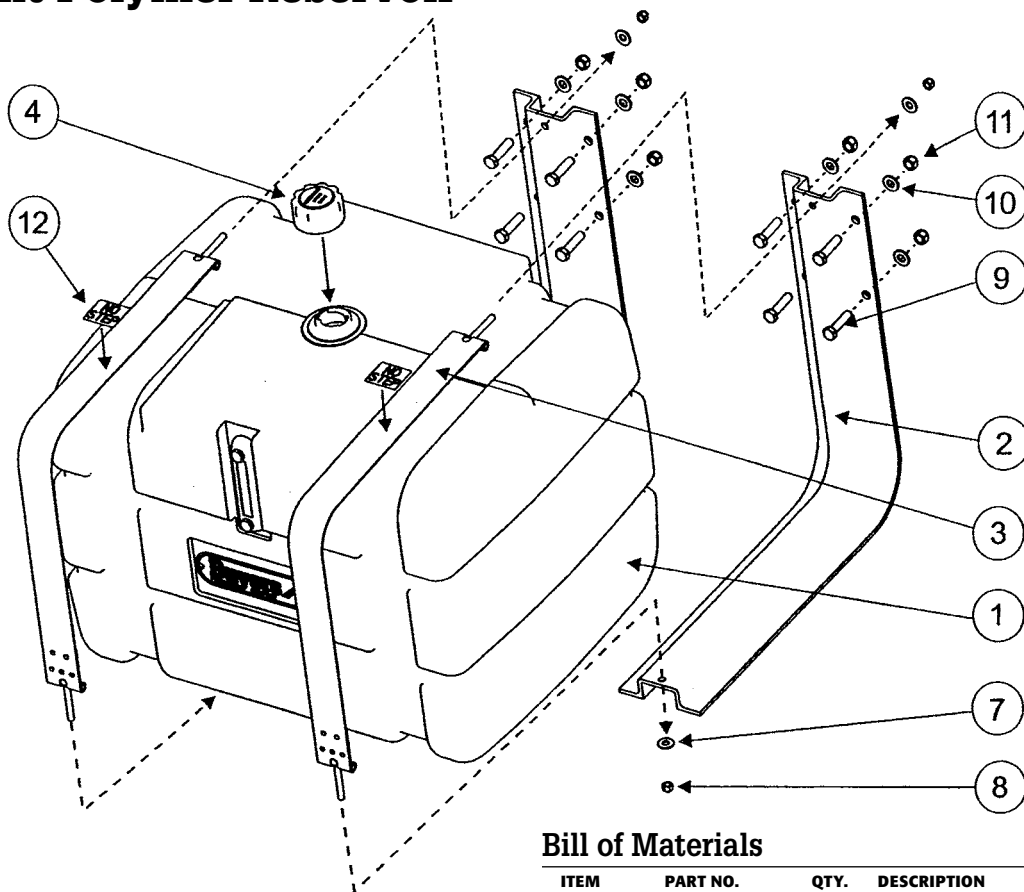


# Installation Instructions

## SMR50P Side Mount Polymer Reservoir



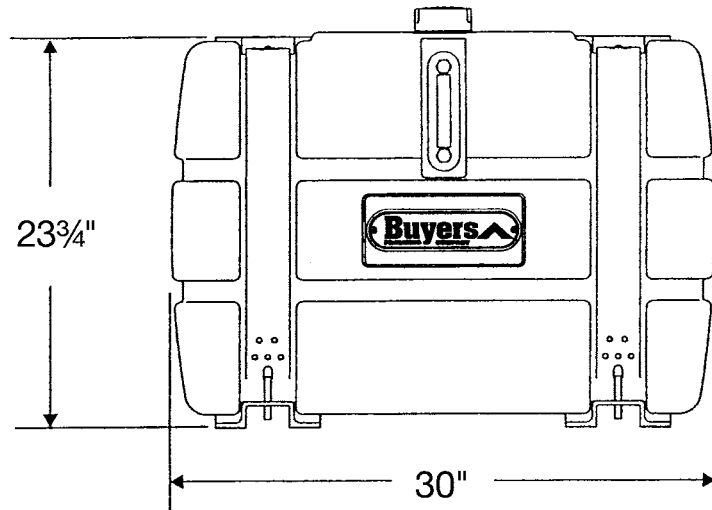
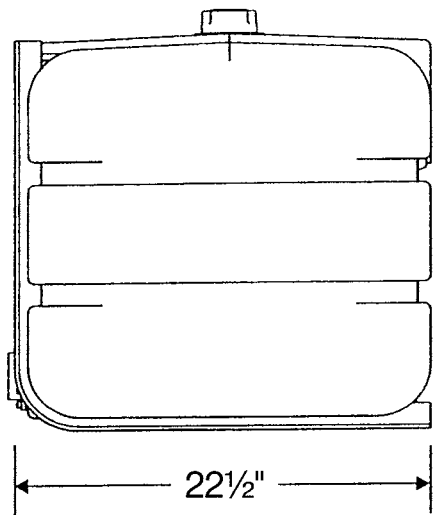
### Procedure

1. Find appropriate area on frame rail for mounting. Tank length is 30".
2. Using mounting dimensions for bracket or first bracket as pattern, locate and mark holes for drilling. Tops of brackets should be flush with top of frame. Drill holes.
3. Mount brackets to frame using 1/2" bolts, washers, and nuts
4. Clean tank surface on brackets. Set tank onto brackets.
5. Place straps' T-bolts into appropriate holes in brackets. Install 3/8" washers and nuts and tighten them. Tighten until straps are snug on front and top surfaces of tank. Do not over tight. Clean desired areas on straps and place "no step" labels.

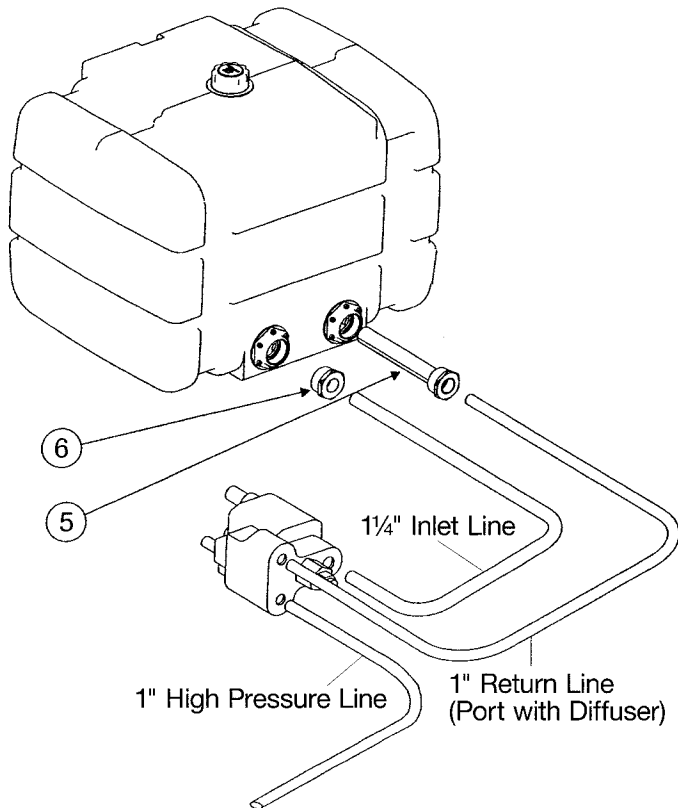
### Bill of Materials

ITEM	PART NO.	QTY.	DESCRIPTION
1	3002290	1	Reservoir
2	3002284	2	Bracket
3	3002442	2	Strap
4	TC0015	1	Cap
5	HD200125	1	Diffuser
6	RAB200125	1	Reducer, 2" NPT x 1.25" NPT
7	FWF038100007	4	Washer Flat 3/8" dia.
8	FNE038016044	4	Nut, Hex 3/8-16 Nylock
9	3001384	8	Screw Hex, 1/2-13x2
10	FWF050106010	8	Washer, Flat 1/2"
11	FNE050013053	8	Nut, Hex 1/2-13 Nylock
12	3002631	2	Label, "No Step"

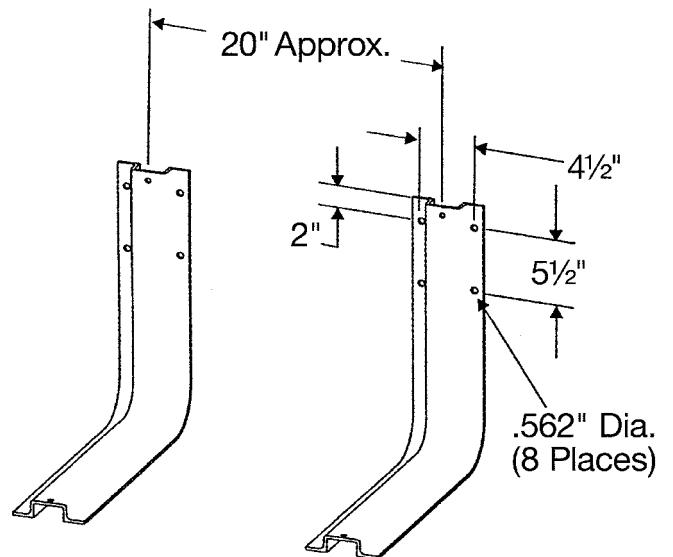
6. Install reducer and return line diffuser into work ports. A thread sealant recommended (do not use teflon tape). Reducer and diffuser can be fitted into either port for easy installation but must be properly hooked up to the pump.



**Overall Dimensions**



**Plumbing Diagram**



**ATTENTION**

**Maximum Oil Temperature: 150° F (65.5° c)**

**WARRANTY**

Buyers Products Co. warrants all truck/trailer hardware manufactured or distributed by it, to be free from defects in material and workmanship for a period of one year from date of shipment. Parts must be properly installed and used under normal conditions. Any product which has been altered, including modification, misuse, accident or lack of maintenance will not be considered under warranty. Normal wear is excluded. The sole responsibility of Buyers Products Co. under this warranty is limited to repairing or replacing any part or parts which are returned, prepaid, and are found to be defective by Buyers Products Co. Authorization from Buyers Products Co. must be obtained before returning any part. No charges for transportation or labor performed on Buyers' products will be allowed under this warranty.

**Note:** This reservoir is designed for dump trailer applications with a maximum hydraulic cycle time of less than 5 minutes. Longer running times may result in excessive heat build-up and subsequent damage. Route all hoses and lines away from exhaust, shield if necessary.